


GRIFCO®

POWERING COMMERCIAL DOORS

D-DRIVE

CHAIN DRIVE VERSION

CHAIN DRIVE SINGLE AND VARIABLE SPEED OPERATORS FOR NON-BALANCED ROLLER SHUTTERS



KEY FEATURES

- Robust Chain Drive Configuration
- Single and variable speed options available for soft open / soft close
- Solutions up to 450 Nm
- Comprehensive logic onboard
- Relay Expansion Boards available
- Non-handed
- 2 year Grifco conditional warranty
- Rated for low and high duty cycle applications
- Made in Germany

Grifco's D-Drive range delivers a chain drive solution for non-balanced roller shutter doors to suit low cycle and high cycle applications. Robust and reliable, with multiple component options, the D-Drive is an intelligent workhorse with trusted performance.

Information for Roller Shutters

All Operators are designed for a Roller Shutter with maximum curtain weights as listed on the following page.

More information?

Full instructions are found in the D-Drive Installation Manuals. Visit Grifco D-Drive at: www.grifco.com.au/d-drive



OPTIONAL ACCESSORIES

Mounting Platform

DDMP-01 / DDMP-02




Entrapment Protection Devices

PB008 / PB060 / GLCPS



Expansion Boards

1 Relay Device DDEB-1R
6 Relay Device DDEB-6R



Transmitter Management

Up to 1,000 remotes
STAR1000EVO



Three Channel Receiver

Up to 50 remotes
E8003



Transmitter Management Devices (50 x E960G)

Security + 2.0
E960G / GTM-E960G-50



More accessories available

D-Drive Chain Drive Single and Variable Speed Operators Range for Non-Balanced Roller Shutters

Kit	Maximum Power Nm	Nominal Shaft Speed RPM	Supply Voltage / Rated Current	Operator	Wall Control	Safety Brake	Fastener Kit	Mounting Platform
Single Speed								
GCD-45-23-SS	450	23	415V/5.2A	GCDO-45-23	DDC-22	GSB-1017	DDMB02: M16 KIT	DDMP-02

Kit contents - refer to Components Parts List.

Variable Speed								
GCD-22-23-VS	220	23	230V/4.0A	GCDO-22-23	DDI-12	GSB-547	DDMB01: M12 KIT	DDMP-01
GCD-45-23-VS	450	23	230V/9.0A	GCDO-45-23	DDI-15	GSB-1017	DDMB02: M16 KIT	DDMP-02

Kit contents - refer to Components Parts List.

Maximum Total Curtain Weight

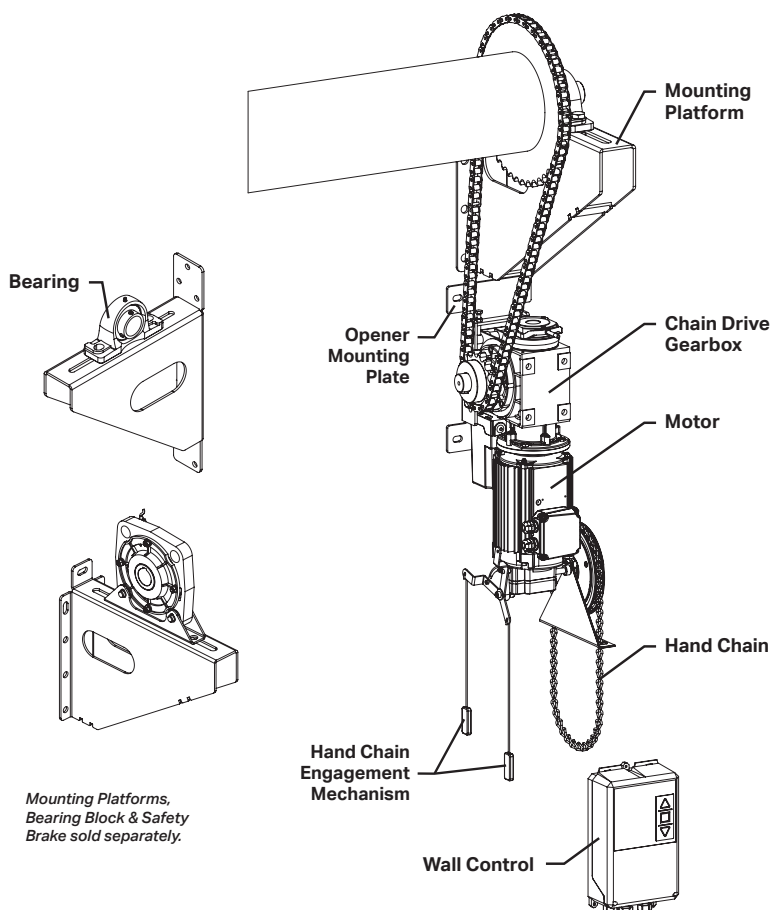
Drum Diameter	Ratio	165mm	168mm	219mm	273mm
GCD-45-23-SS	3.0	1,086	1,070	858	709
GCD-22-23-VS	3.0	531	523	419	346
GCD-45-23-VS	3.0	1,086	1,070	858	709
GCD-45-23-SS	3.8	1,376	1,356	1,086	898
GCD-22-23-VS	3.8	673	663	531	439
GCD-45-23-VS	3.8	1,376	1,356	1,086	898

Lifting weights in Kg, including bottom rail.
Use of a larger brake can increase maximum curtain weight.

Maximum curtain weights for Low Duty applications, excluding wind-lock construction - see manual for details. Refer to Installation Manual for detailed dimensions.
For other duty ratings refer to Installation Manual or contact Grifco Customer Service.

Drum Discs

Component Part Number	Disc Diameter (mm)	Wall Thickness (mm)	Shaft Diameter (mm)
DDDD-168-4.8-40	168	4.8	40
DDDD-168-4.8-50	168	4.8	50
DDDD-168-4.8-55	168	4.8	55
DDDD-168-6.4-40	168	6.4	40
DDDD-168-6.4-50	168	6.4	50
DDDD-168-6.4-55	168	6.4	55
DDDD-168-7.1-40	168	7.1	40
DDDD-168-7.1-50	168	7.1	50
DDDD-168-7.1-55	168	7.1	55
DDDD-219-4.8-40	219	4.8	40
DDDD-219-4.8-50	219	4.8	50
DDDD-219-4.8-55	219	4.8	55
DDDD-219-6.4-40	219	6.4	40
DDDD-219-6.4-50	219	6.4	50
DDDD-219-6.4-55	219	6.4	55
DDDD-219-8.2-40	219	8.2	40
DDDD-219-8.2-50	219	8.2	50
DDDD-219-8.2-55	219	8.2	55
DDDD-273-4.8-40	273	4.8	40
DDDD-273-4.8-50	273	4.8	50
DDDD-273-4.8-55	273	4.8	55
DDDD-273-6.4-40	273	6.4	40
DDDD-273-6.4-50	273	6.4	50
DDDD-273-6.4-55	273	6.4	55



Mounting Platforms,
Bearing Block & Safety
Brake sold separately.

D-Drive Chain Drive Component Parts List

Component Part Number	Kit Part Number	GCD-45-23-SS	GCD-22-23-VS	GCD-45-23-VS
		450 Nm Single Speed	220 Nm Variable Speed	450 Nm Variable Speed
GCDO-22-23	Operator Chain Drive 220 Nm		Y x1	
GCDO-45-23	Operator Chain Drive 450 Nm	Y x1		Y x1
DDC-22	Wall Controller Contactor 2.2 kW	Y x1		
DDI-12	Wall Controller Inverter 1.2 kW		Y x1	
DDI-15	Wall Controller Inverter 1.5 kW			Y x1
DDMB01	Fastener Kit M12 Bolt & Washers		Y x1	
DDMB02	Fastener Kit M16 Bolt & Washers	Y x1		Y x1
GSB-547	Safety Brake 547 Nm inc. 10m cable		Y x1	
GSB-1017	Safety Brake 1017 Nm inc. 10m cable	Y x1		Y x1
EC-8	Encoder & Brake Cable 8m long	Y x1	Y x1	Y x1
EC-12	Encoder & Brake Cable 12m long	O x1	O x1	O x1
MPC-6	Motor Power Cable 6m long	SBO		
MPC-8	Motor Power Cable 8m long	SBO	Y x1	Y x1
DDMP-01	Mounting Platform Small		Y x2	
DDMP-02	Mounting Platform Large	Y x2		Y x2
B-HSBP40	Bearing Block 40mm		Y x1	
B-HSBP50	Bearing Block 50mm	Y x1		Y x1
DDDS-600-40K	Drum Shaft 600mm x 40mm inc. Keyway & Key		Y x1	
DDDS-600-50K	Drum Shaft 600mm x 50mm inc. Keyway & Key	Y x1		Y x1
DDDS-600-40P	Drum Shaft 600mm x 40mm Plain		Y x1	
DDDS-600-50P	Drum Shaft 600mm x 50mm Plain	Y x1		Y x1
DDDD-XXX-X.X-XX	Drum Disc - see separate table	Y x4	Y x4	Y x4
S1215-40	Drive Sprocket 12B15T 40mm bore		Y x1	
S1615-40	Drive Sprocket 16B15T 40mm bore	Y x1		Y x1
P1245-40	Plate Wheel 12B45T 40mm bore		O x1	
P1257-40	Plate Wheel 12B57T 40mm bore		Y x1	
P1645-50	Plate Wheel 16B45T 50mm bore	O x1		O x1
P1657-50	Plate Wheel 16B57T 50mm bore	Y x1		Y x1
DC12B	Drive Chain 12B		Y x2	
DC16B	Drive Chain 16B	Y x2		Y x2
DDRR-40	Retaining Ring 40mm		Y x2	
DDRR-50	Retaining Ring 50mm	Y x2		Y x2
HC4MM8	Hauling Chain 4mm x 19mm 8m long	O x1	O x1	O x1
DDEB-1R	Expansion Board inc. 1x Relay		O x1	O x1
DDEB-6R	Expansion Board inc. 6x Relay		O x1	O x1

- Y** Needed for installation, and included in Kit Part Number
- Y** Needed for installation, purchase separately
- O** Optional for installation, purchase separately
- SBO** Supplied By Others

- x1** One piece is required for an installation
- x2** Two pieces required for an installation
- x4** Four pieces required for an installation

GRIFCO®

POWERING COMMERCIAL DOORS

Visit our website for quick access to:

- Installation manuals
- Specification sheets and text
- News and information
- Application information

www.grifco.com.au
1800 GRIFCO

www.grifco.co.nz
0800 653 667

CHAMBERLAIN AUSTRALIA PTY LTD

Sydney

Unit 1, 75 Epping Road
North Ryde NSW 2113
Ph: 1800 638 234

MANUFACTURING

Gosford

15 Dell Road, West Gosford NSW 2250
Ph: + 61 2 4323 3877
Fax: + 61 2 4323 3882
Technical Support: 1800 GRIFCO
support@chamberlainanz.com

CHAMBERLAIN BRANCHES

Melbourne

1 Dexter Dr, Epping VIC 3076

Brisbane

Unit 1/11, Morrison Close, Mansfield QLD 4122

Perth

54 Millrose Drive, Malaga WA 6090

CHAMBERLAIN NEW ZEALAND LIMITED

Auckland

17B Arrenway Drive, Rosedale 0632, Auckland
Ph: +64 9 477 2823



WARNING!

- Wireless transmitters contain coin/button cell battery.
- Keep product and batteries away from children.
- Battery can cause severe or fatal injuries in 2 hours or less if swallowed or placed inside any part of the body.
- Seek immediate medical attention if it is suspected that a coin/button cell battery has been swallowed or placed inside any part of the body.



© 2022 The Chamberlain Group LLC
®Registered Trade Marks of The Chamberlain Group, Inc.
™Trade Marks of Chamberlain Group, Inc.